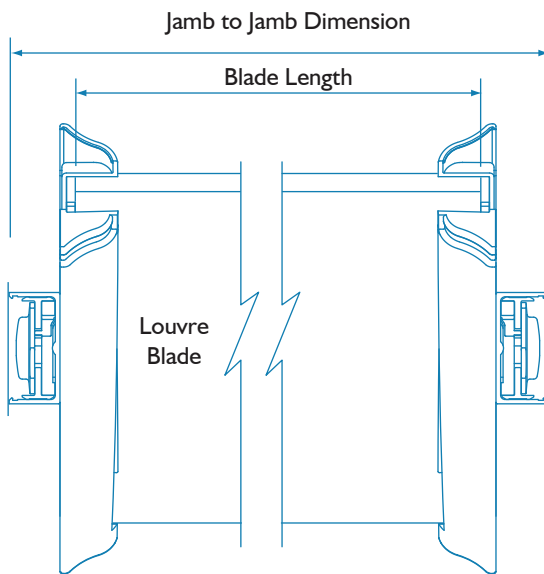


**Altair® Blade Formulas**

**Blade Cut Length Standard Jamb**
**Glass, aluminium & rebated timber blades:**

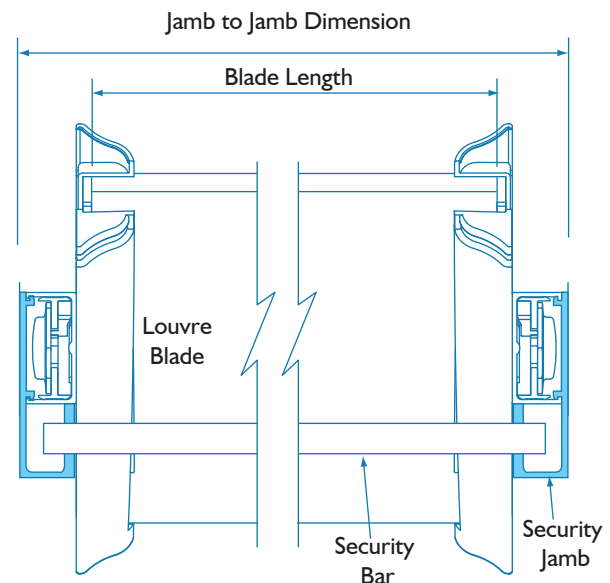
Blade Length = jamb to jamb – 52mm

**Straight Cut Timber blades:**

Blade Length = jamb to jamb – 72mm

**Glass & aluminium Stronghold blades:**

Blade Length = jamb to jamb – 48mm


**Blade Cut Length Breezway® Security Jamb**
**Glass, aluminium & rebated timber blades:**

Blade Length = jamb to jamb – 56mm

**Straight Cut Timber blades:**

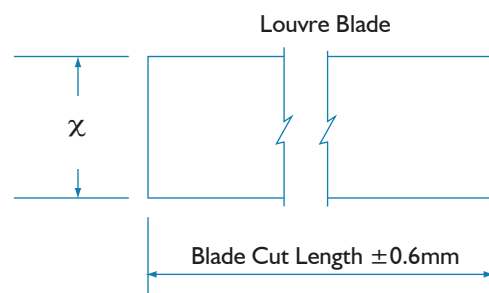
Blade Length = jamb to jamb – 76mm

**Component Form — Manually Operated**

Glass & Aluminium blades	$x = \text{Channel extension} + 20\text{mm}$
Timber blades	$x = \text{Channel extension} + 24\text{mm}$

**Component Form — Powerlouvre™ Window**

Glass & Aluminium blades	$x = \text{Channel extension} + 12\text{mm}$
Timber blades	$x = \text{Channel extension} + 19\text{mm}$


**Extension Blade Dimensions**

For allowable length of blades refer to AS1288 and Breezway Louvre Windows's PRODUCT PERFORMANCE WARRANTY.

**Note:** Allowable tolerance = +/-0.6mm